






# GENLISA® Brucella Milk Ring Test Kit

**REF** : KBFP901

Ver 1.3

**RUO**

Agglutination for Qualitative Detection of Brucellosis in Lactating Cows  
and for Screening in Herds

<b>RUO</b>	<b>For Research Use Only</b>	<b>REF</b>	<b>Catalog Number</b>
	<b>Store At</b>	<b>LOT</b>	<b>Batch Code</b>
	<b>Manufactured By</b>		<b>Biological Risk</b>
	<b>Expiry Date</b>		<b>Consult Operating Instructions</b>

*For Research Use Only. Purchase does not include or carry the right to resell or transfer this product either as a stand-alone product or as a component of another product. Any use of this product other than the permitted use without the express written authorization of Krishgen Biosystems Private Limited is strictly prohibited.*

**REF** KBFP901

 500 tests

## Krishgen Biosystems Private Limited

For US/Europe Customers: toll free +1(888)-970-0827 | tel +1(562)-568-5005

For Asia/India Customers: +91(22)-49198700

Email: sales1@krishgen.com | <http://www.krishgen.biz>

**Introduction:**

In lactating cattle, the Milk Ring Test can be used for screening herds for brucellosis. The test is performed on bulk tank milk samples. If necessary, samples could be pre-treated with preservative. A strongly positive reaction is indicated by formation of a dark blue ring above a white milk column. Any blue layer at the interface of milk and cream should be considered to be positive as it might be significant, especially in large herds. The test is considered to be negative if the color of the underlying milk exceeds that of the cream layer.

**Intended Use:**

The GENLISA® Brucella Milk Ring Test Kit can be used for screening herds to detect brucellosis in lactating cows.

**Principle:**

S-brucella antigen is agglutinated by homologous antibodies in milk of cows sick with brucellosis or vaccinated with agglutinogenic brucellosis vaccines. The antigen-antibody complex is absorbed by milk fat globules and forms a colored cream layer at the top. Brucella serum contains specific agglutinins. It is used as positive control in Brucella milk ring test.

**Materials Provided:**

1. Brucella abortus Antigen - 10 vials x 1 ml
2. Positive Control (Brucella abortus Serum) - 2 vials x 0.5 ml
3. Instruction Manual

**Materials to be provided by the End-User:**

1. Adjustable pipettes and multichannel pipettor to measure volumes ranging from 25 ul to 1000 ul.
2. Timer.
3. Absorbent Paper.

**Handling/Storage:**

1. All reagents should be stored at 2°C to 8°C for stability.
2. Before using, bring all components to room temperature (18-25°C). Upon assay completion ensure all components of the kit are returned to appropriate storage conditions.

**Health Hazard Warnings:**

1. Reagents that contain preservatives may be harmful if ingested, inhaled or absorbed through the skin.
2. For Research Use Only.

**Sample Preparation and Storage:**

Milk Samples: Allow samples to reach room temperature prior to assay. The samples should be mixed well to ensure an even distribution of the milk cream.


**Reagent Preparation:**

- Brucella abortus Antigen: It is an opaque liquid of blue or reddish-brown color. Microbial cells sediment may settle down at the bottom of the vial on storage. Homogenize the vial by shaking prior to use.
- Positive Control (serum containing antibodies to Brucella abortus): Add 20 ul of positive control into 1ml of Milk sample, Mix well.

### Assay Procedure:

1. It is strongly recommended that all Controls and Samples be run in duplicates or triplicates.
2. Add **20 ul of Brucella abortus Antigen** to **1 ml Sample** that has been stored for at least 24 hours at 4°C. The height of the milk column in the tube must be at least 25 mm. If bulk tank samples from large herds are to be examined, the volume of milk should be increased to 3 ml. The milk samples must not have been frozen, heated or subjected to violent shaking.
3. Add **20 ul of Brucella abortus Antigen** to **1 ml of Positive Control**.
4. Incubate the mixture at 37°C for 1 hour. Note over incubation for more than 60 minutes will lead to dispersion of the ring for positive control and samples.
5. Visually read the Sample and the Positive Control.

### Typical Results



### Interpretation of Results:

1. **Positive:** A strongly positive reaction is indicated by formation of a dark blue ring above a white milk column. Any blue layer at the interface of milk and cream should be considered positive as it might be significant, especially in large herds.
2. **Negative:** The test is considered to be negative if the color of the underlying milk remains homogeneously dispersed in the milk column.
3. **Inconclusive:** If the milk at the bottom of the tube becomes gradually whitened, the result is regarded as inconclusive and the test should be repeated.

### Note:

In lactating animals, the GENLISA® Brucella Milk Ring Test may be used for screening herds for brucellosis. In large herds (>100 lactating cows), the sensitivity of the test is less reliable.

False-positive reactions may occur in recently vaccinated cattle (less than 4 months)

False-positive reactions may occur in samples containing abnormal milk, such as colostrum or due to mastitis.

### Safety Precautions:

- **This kit is for in vitro research use only.** Follow the working instructions carefully.
- The expiration dates stated on the kit are to be observed. The same relates to the stability stated for reagents.
- Do not use or mix reagents from different lots.
- Do not use reagents from other manufacturers.
- Avoid time shift during pipetting of reagents.
- All reagents should be kept in the original shipping container.
- Since the kit contains potentially hazardous materials, the following precautions should be observed.
  - Do not smoke, eat or drink while handling kit material.
  - Always use protective gloves.
  - Never pipette material by mouth.
  - Wipe up spills promptly, washing the affected surface thoroughly with a decontaminant.
- In any case GLP should be applied with all general and individual regulations to the use of this kit.

**LIMITED WARRANTY**

Krishgen Biosystems Private Limited does not warrant against damages or defects arising in shipping or handling, or out of accident or improper or abnormal use of the Products; against defects in products or components not manufactured by Krishgen Biosystems Private Limited, or against damages resulting from such non-Krishgen Biosystems Private Limited made products or components. Krishgen Biosystems Private Limited passes on to customer the warranty it received (if any) from the maker thereof of such non Krishgen made products or components. This warranty also does not apply to Products to which changes or modifications have been made or attempted by persons other than pursuant to written authorization by Krishgen Biosystems Private Limited.

THIS WARRANTY IS EXCLUSIVE. The sole and exclusive obligation of Krishgen Biosystems Private Limited shall be to repair or replace the defective Products in the manner and for the period provided above. Krishgen Biosystems Private Limited shall not have any other obligation with respect to the Products or any part thereof, whether based on contract, tort, and strict liability or otherwise. Under no circumstances, whether based on this Limited Warranty or otherwise, shall Krishgen Biosystems Private Limited be liable for incidental, special, or consequential damages.

This Limited Warranty states the entire obligation of Krishgen Biosystems Private Limited with respect to the Products. If any part of this Limited Warranty is determined to be void or illegal, the remainder shall remain in full force and effect.

**Krishgen Biosystems Private Limited. 2026**

***THANK YOU FOR USING A KRISHGEN PRODUCT!***

KRISHGEN BIOSYSTEMS PRIVATE LIMITED®, DHARMAPLEX®, GENBULK®, GENLISA®, KRISHZYME®, KRISHGEN®, KRIBIOLISA®, KRISHPLEX®, TITANIUM®, QUALICHEK® are registered trademarks of KRISHGEN BIOSYSTEMS PRIVATE LIMITED.

©KRISHGEN BIOSYSTEMS PRIVATE LIMITED. ALL RIGHTS RESERVED.

KRISHGEN BIOSYSTEMS PRIVATE LIMITED | OUR REAGENTS | YOUR RESEARCH |