






GENLISA™ Anti-Hamster Sendai 5 Virus IgG ELISA

REF : KLH501


Ver1.1

RUO

Immunoassay for Qualitative Determination of SV5 Antibody IgG ELISA in Hamster serum, plasma, other biological samples.

RUO	For Research Use Only	REF	Catalog Number
	Store At	LOT	Batch Code
	Manufactured By		Biological Risk
	Expiry Date		Consult Operating Instructions

For Research Use Only. Purchase does not include or carry the right to resell or transfer this product either as a stand-alone product or as a component of another product. Any use of this product other than the permitted use without the express written authorization of KRISHGEN BioSystems is strictly prohibited.

REF KLH501 96 tests**KRISHGEN BioSystems**

For US / Europe: toll free +1(888)-970-0827 tel: +1(562)-568-5005
For Asia / India: tel: +91(22)-49198700
Email: sales1@krishgen.com

GENLISA™ Anti-Hamster Sendai 5 Virus IgG ELISA

Introduction:

The GENLISA™ ELISA kits are used for assessing the specific biomarker in samples analytes which may be serum, plasma and cell culture supernatant as validated with the kit. The kit employs a sandwich ELISA technique which leads to a higher specificity and increased sensitivity compared to conventional competitive ELISA kits which employ only one antibody. Double antibodies are used in this kit.

Intended Use:

The GENLISA™ Anti-Hamster Sendai 5 Virus IgG ELISA is used as an analytical tool for qualitative determination of Anti-Hamster Sendai 5 Virus IgG in serum, plasma and other biological samples.

Principle:

The method employs sandwich ELISA technique. Hamster SV5 antigen is pre-coated onto microwells. Samples and controls are pipetted into microwells and Anti-Hamster Sendai 5 Virus IgG ELISA present in the sample are bound by the antigens. Then a Horseradish Peroxidase (HRP)-antigen conjugated is pipetted and incubated to form a complex. After washing microwells in order to remove any non-specific binding, the substrate solution (TMB) is added to microwells and color develops proportionally to the amount of Anti-Hamster Sendai 5 Virus IgG ELISA in the sample. Color development is then stopped by addition of stop solution. Absorbance is measured at 450 nm.

Materials Provided:

1. Hamster SV5 Antigen Coated Microtiter plate – 8 X 12 wells
2. Negative Control – 0.5 ml
3. Positive Control – 0.5 ml
4. SV5:HRP Conjugate – 10 ml
5. Sample Diluent – 6 ml
6. (20X) Wash Buffer– 25 ml
7. TMB Substrate – 12 ml
8. Stop Solution – 12 ml
9. Instruction Manual

Materials to be provided by the End-User:

1. Microtiter Plate Reader able to measure absorbance at 450 nm.
2. Adjustable pipettes and multichannel pipettor to measure volumes ranging from 25 ul to 1000 ul
3. Deionized (DI) water
4. Wash bottle or automated microplate washer
5. Graph paper or software for data analysis
6. Timer
7. Absorbent Paper

Handling/Storage:

1. All reagents should be stored as indicated on the component label.
2. All the reagents and wash solutions should be used within 12 months from manufacturing date.
3. Before using, bring all components to room temperature (18-25°C). Upon assay completion ensure all components of the kit are returned to appropriate storage conditions.
4. The Substrate is light-sensitive and should be protected from direct sunlight or UV sources.

Health Hazard Warnings:

1. Reagents that contain preservatives may be harmful if ingested, inhaled or absorbed through the skin.
2. For Research Use Only.

**Specimen Collection and Handling:**

Specimens should be clear and non-hemolyzed. Samples should be run at a number of dilutions to ensure accurate quantitation.

1. The kit cannot test samples which contain NaN_3 , because NaN_3 inhibits HRP activity.
2. Extract as soon as possible after specimen collection as per relevant procedure. The samples should be tested as soon as possible after the extraction. Alternately the extracted samples can be kept in -20°C . Avoid repeated freeze-thaw cycles.
3. **Serum**- Coagulate at room temperature for 10-20 minutes; centrifuge for 20-min at 2000-3000 rpm. Remove the supernatant. If precipitation appears, re-centrifuge.
4. **Plasma**- Use EDTA or citrate plasma as an anticoagulant, mix for 10-20 minutes; centrifuge for 20-min at the 2000-3000 rpm. Remove the supernatant. If precipitation appears, re-centrifuge.
5. **Cell samples** – Remove particulates by centrifugation and assay immediately or aliquot and store samples at -20°C or -80°C . Avoid repeated freeze-thaw cycles

Sample Preparation: Add 10ul of sample and to this add 40ul of sample diluent, mix well with gently shaking. Samples should be loaded onto the bottom without touching the well wall.

Reagent Preparation (all reagents should be diluted immediately prior to use):

1. Allow all components to reach RT (Room Temperature) prior to use in the assay.
2. To make **Wash Buffer (1X)**; dilute **25 ml of (20X) Wash Buffer in 475 ml of DI water**.

Procedural Notes:

1. Read all the instructions thoroughly before performing the test.
2. Allow all reagents to reach Room Temperature before beginning and reconstitute or dilute the required reagents.
3. In order to achieve good assay reproducibility and sensitivity, proper washing of the plates to remove excess unreacted reagents is essential.
4. Our kits cannot be used for samples with NaN_3 which can inhibit the activity of HRP.
5. All Controls and Samples should be assayed at least in duplicates.
6. The assay has been optimized to be used with the protocol mentioned. Any deviation from the same may invalidate the results.

Assay Procedure:

1. It is strongly recommended that all Controls and Samples be run in duplicates or triplicates. All steps must be performed at 37°C .
2. Pipette **50 ul of Positive Control, Negative Controls and Diluted Samples** into the respective wells.
3. Add **100 ul of SV5: HRP Conjugate** into each well except the blank control well.
4. Cover the plate and incubate for 60 minutes at 37°C .
5. Aspirate and wash plate 5 times with **Wash Buffer (1X)** and blot residual buffer by firmly tapping plate upside down on absorbent paper. Wipe of any liquid from the bottom outside of the microtiter wells as any residue can interfere in the reading step.

GENLISA™ Anti-Hamster Sendai 5 Virus IgG ELISA

6. Add **100 ul of TMB Substrate** in each well.
7. Incubate the plate at 37°C for 15 minutes in dark. DO NOT SHAKE or else it may result in higher backgrounds and worse precision. Positive wells should turn bluish in color.
8. Pipette out **100 ul of Stop Solution**. Wells should turn from blue to yellow in color.
9. Read the absorbance at 450 nm with a microplate within 10-15 minutes after addition of Stop solution.

Calculation of Results:

Determine the Mean Absorbance for each set of duplicate Controls and Samples. Results are interpreted qualitatively by calculating a cut-off value for each sample on the basis of the cut-off determined. Read Absorbance at 450nm with an ELISA reader.

Cut-Off value (CO) = OD_{mean} of Negative Control + 0.15

Validity of the test:

The test is valid if the following conditions are met,
Mean Absorbance of Negative Control ≤ 0.15
Mean Absorbance of Positive Control ≥ 1.00

Interpretation of Results:

Negative Results: if the OD value < CUT OFF, the sample is Negative for SV5 Antibody IgG.

Positive Results: if the OD value \geq CUT OFF, the sample Positive for SV5 Antibody IgG.

Safety Precautions:

- **This kit is For Research Use only.** Follow the working instructions carefully.
- The expiration dates stated on the kit are to be observed. The same relates to the stability stated for reagents
- Do not use or mix reagents from different lots.
- Do not use reagents from other manufacturers.
- Avoid time shift during pipetting of reagents.
- All reagents should be kept in the original shipping container.
- Some of the reagents contain small amount of sodium azide (< 0.1 % w/w) as preservative. They must not be swallowed or allowed to come into contact with skin or mucosa.
- Source materials maybe derived from Hamster body fluids or organs used in the preparation of this kit were tested and found negative for HBsAg and HIV as well as for HCV antibodies. However, no known test guarantees the absence of such viral agents. Therefore, handle all components and all patient samples as if potentially hazardous.
- Since the kit contains potentially hazardous materials, the following precautions should be observed
- Do not smoke, eat or drink while handling kit material
- Always use protective gloves
- Never pipette material by mouth
- Wipe up spills promptly, washing the affected surface thoroughly with a decontaminant.

In any case GLP should be applied with all general and individual regulations to the use of this kit.



LIMITED WARRANTY

Krishgen Biosystems does not warrant against damages or defects arising in shipping or handling, or out of accident or improper or abnormal use of the Products; against defects in products or components not manufactured by Krishgen Biosystems, or against damages resulting from such non-Krishgen Biosystems made products or components. Krishgen Biosystems passes on to customer the warranty it received (if any) from the maker thereof of such non Krishgen made products or components. This warranty also does not apply to Products to which changes or modifications have been made or attempted by persons other than pursuant to written authorization by Krishgen Biosystems.













THIS WARRANTY IS EXCLUSIVE. The sole and exclusive obligation of Krishgen Biosystems shall be to repair or replace the defective Products in the manner and for the period provided above. Krishgen shall not have any other obligation with respect to the Products or any part thereof, whether based on contract, tort, and strict liability or otherwise. Under no circumstances, whether based on this Limited Warranty or otherwise, shall Krishgen Biosystems be liable for incidental, special, or consequential damages.

This Limited Warranty states the entire obligation of Krishgen Biosystems with respect to the Products. If any part of this Limited Warranty is determined to be void or illegal, the remainder shall remain in full force and effect.

Krishgen Biosystems. 2025

THANK YOU FOR USING A KRISHGEN PRODUCT!

SYMBOLS KEY

	Coated Microtiter Plate (8x12 wells)
	Positive Control
	Negative Control
	SV5: HRP Conjugate
	Sample Diluent
	(20X) Wash Buffer
	TMB Substrate
	Stop Solution
	Consult Instructions for Use
	Catalog Number
	Expiration Date
	Storage Temperature