






# KRIBIOLISA® Streptomycin ELISA

REF : KRA1001


Ver 1.3

RUO

ELISA Set for Accurate Quantitation of Streptomycin

<b>RUO</b>	<b>For Research Use Only</b>	<b>REF</b>	<b>Catalog Number</b>
	<b>Store At</b>	<b>LOT</b>	<b>Batch Code</b>
	<b>Manufactured By</b>		<b>Biological Risk</b>
	<b>Expiry Date</b>		<b>Consult Operating Instructions</b>

*For Research Purposes Only Purchase does not include or carry the right to resell or transfer this product either as a stand-alone product or as a component of another product. Any use of this product other than the permitted use without the express written authorization of Krishgen Biosystems Private Limited is strictly prohibited.*

**REF** KRA1001 **96 tests****Krishgen Biosystems Private Limited**

For US/Europe Customers: toll free +1(888)-970-0827 | tel +1(562)-568-5005

For Asia/India Customers: +91(22)-49198700

Email: sales1@krishgen.com | <http://www.krishgen.biz> / [www.krishgenbio.com](http://www.krishgenbio.com)

## KRIBIOLISA® Streptomycin ELISA

### Introduction:

Streptomycin is an aminoglycoside antibiotic, which is broadly applied in animal disease treatment. For it has neurotoxicity and kidney toxicity, its residue in animal-derived food is harmful to human; it is strictly controlled in use in EU, US and China. At present, ELISA is the common approach in supervision and control of streptomycin drug.

This kit is a new product for drug residual detection based on ELISA technology, which only costs 45 min in each operation and can considerably minimize operation errors and work intensity.

### Intended Use:

This KRIBIOLISA® Streptomycin ELISA Kit for accurate quantitation of Streptomycin from the sample.

### Principle:

KRIBIOLISA® Streptomycin ELISA kit is based on indirect-competitive ELISA. The microtiter wells are coated with coupling antigen. Streptomycin residue in the sample competes with the antigen coated on the microtiter plate for the antibody. After the addition of enzyme conjugate, chromogenic substrate is used to show the color. Absorbance of the sample is negatively related to the streptomycin residue in it, after comparing with the Standard Curve, multiplied by the dilution factor, Streptomycin residue quantity in the sample can be calculated.

### Materials Provided:

1. Antigen Coated Microtiter Plate (8 X 12 wells) – 1 no
2. Standards (0 ng/ml, 0.05 ng/ml, 0.15 ng/ml, 0.45 ng/ml, 1.35 ng/ml, 4.05 ng/ml) – 1 ml each
3. Spiking standard solution 1ml/bottle – 1 ug/ml
4. Concentrated Enzyme conjugate – 1 ml
5. Enzyme conjugate diluent – 10 ml
6. (20X) Wash Buffer – 2 x 25 ml
7. (2X) Sample Diluent – 50 ml
8. TMB Substrate – 12 ml
9. Stop Solution – 12 ml
10. Instruction Manual

### Materials to be provided by the End-User:

1. Microplate Reader able to measure absorbance at 450nm/630nm.
2. Adjustable pipettes to measure volumes ranging from 5µl to 1000µl.
3. Deionized (DI) water.
4. Wash bottle or automated microplate washer.
5. Semi log graph paper or software for data analysis.
6. Polystyrene centrifuge tube : 2ml, 50ml
7. Timer.

### Storage Information:

1. Store main kit components at 2-8°C.
2. Before using, bring all components to room temperature (18-25°C). Upon assay completion return all components to appropriate storage conditions.

## KRIBIOLISA® Streptomycin ELISA

### Health Hazard Warnings:

1. Reagents that contain preservatives may be harmful if ingested, inhaled or absorbed through the skin. Refer to the MSDS online for details.
2. To reduce the likelihood of blood-borne transmission of infectious agents, handle all serum and/or plasma in accordance with NCCLS regulations.

### Specimen Collection and Handling:

Dilute the sample with sample diluent (1X) for achieving proper Streptomycin concentration (0.05- 4.05 ng/ml) in it.

### Reagent Preparation:

1. Label any aliquots made with the kit Lot No and Expiration date and store it at appropriate conditions mentioned.
2. Bring all reagents to Room temperature before use.
3. To make Wash Buffer (1X); Dilute 25 ml of (20X) Wash Buffer in 475 ml of DI water.  
Dilute the 20x concentrated wash solution with deionized water in the volume ratio of 1:19, which will be used for washing the plates, This solution can be stored at 4°C for 1 month.
4. Sample Diluent (1X): Add 10 ml of Sample Diluent (2X) in 10 ml of DI water. Mix well.  
Dilute the 2X concentrated sample buffer with deionized water in the volume ratio of 1:1, which will be used for sample extraction, this solution can be stored at 4°C for 1 month.
5. Enzyme conjugate working solution: Dilute the concentrated enzyme conjugate with the enzyme conjugate diluent in the volume ratio of 1:10 (e.g. 0.5 ml of concentrated enzyme conjugate + 5 ml of enzyme conjugate diluent), mix complete. (this mixture can't be conserved use immediately).

### Assay Procedure:

1. Bring all reagents to room temperature prior to use. It is strongly recommended that all standards and samples be run in duplicate or triplicate. A standard curve is required for each assay.
2. Add **50 ul** of **standard** solution or prepared **sample** to corresponding wells.
3. Add **50 ul** of **enzyme conjugate working solution** in each well.
4. Mix gently by shaking the plate manually and incubate for **30 min** at **25°C** with cover.
5. Aspirate and wash plate 4 times with 250 ul of **Wash Buffer (1X)** at interval of 10s and blot residual buffer by firmly tapping plate upside down on absorbent paper. Wipe off any liquid from the bottom outside of the microtiter wells as any residue can interfere in the reading step. All the washes should be performed similarly.
6. Add **100 ul** of TMB Substrate to each well and incubate for **15 min** at **25°C** with cover.
9. Stop reaction by adding **100 ul** of **Stop Solution** to each well.
10. Read absorbance at 450nm within 30 minutes of stopping reaction.

## KRIBIOLISA® Streptomycin ELISA

### Calculation of Results:

#### 1) Percentage absorbance:

The mean values of the absorbance values obtained from the standards and the samples are divided by the Absorbance value of the first standard (zero standard) and multiplied by 100%.

$$\text{Absorbance (\%)} = \frac{B}{B_0} \times 100\%$$

B —absorbance of standards or samples

B<sub>0</sub> —absorbance of zero standard (0 ng/ml)

#### (2) Standard Curve:

1. To draw a standard curve: The absorbance value of standards as y-axis, semi logarithmic of the concentration of the standards (ppb) as x-axis.
2. The Streptomycin concentration of each sample (ng/ml), which can be read from the calibration curve, is multiplied by the corresponding dilution rate of each sample followed, and the actual concentration of sample is obtained.

### Quality Control:

It is recommended that for each laboratory assay appropriate quality control samples in each run to be used to ensure that all reagents and procedures are correct.

### Cross – reactivity:

Streptomycin-100%  
Dihydrostreptomycin-106%  
Streptomycin sulphate-67%  
Neomycin-<1%  
Gentamycin-<1%  
Kanamycin-<1%  
Amikacin-<1%  
Spectinomycin-<1%  
Apramycin-<1%

### Safety Precautions:

- **This kit is for research use only.** Follow the working instructions carefully.
- The expiration dates stated on the kit are to be observed. The same relates to the stability stated for reagents.
- Do not use or mix reagents from different lots.
- Do not use reagents from other manufacturers.
- Avoid time shift during pipetting of reagents.
- All reagents should be kept at 2 - 8°C before use in the original shipping container.
- Some of the reagents contain small amounts (< 0.1 % w/w) sodium azide as preservative. They must not be swallowed or allowed to come into contact with skin or mucosa.
- Source materials maybe derived from human body fluids or organs used in the preparation of this kit were tested and found negative for HBsAg and HIV as well as for HCV antibodies. However, no known test guarantees the absence of such viral agents. Therefore, handle all components and all patient samples as if potentially hazardous.
- Since the kit contains potentially hazardous materials, the following precautions should be observed.
  - Do not smoke, eat or drink while handling kit material.
  - Always use protective gloves.
  - Never pipette material by mouth.
- In any case GLP should be applied with all general and individual regulations to the use of this kit.



**KRIBIOLISA® Streptomycin ELISA**

**LIMITED WARRANTY**

Krishgen Biosystems Private Limited does not warrant against damages or defects arising in shipping or handling, or out of accident or improper or abnormal use of the product; against defects in products or components not manufactured by Krishgen Biosystems Private Limited, or against damages resulting from such non-Krishgen Biosystems Private Limited made products or components. Krishgen Biosystems Private Limited passes on to customer the warranty it received (if any) from the maker thereof of such non-Krishgen made products or components. This warranty also does not apply to product to which changes or modifications have been made or attempted by persons other than pursuant to written authorization by Krishgen Biosystems Private Limited.

THIS WARRANTY IS EXCLUSIVE. The sole and exclusive obligation of Krishgen Biosystems Private Limited shall be to repair or replace the defective product in the manner and for the period provided above. Krishgen Biosystems Private Limited shall not have any other obligation with respect to the products or any part thereof, whether based on contract, tort, and strict liability or otherwise. Under no circumstances, whether based on this Limited Warranty or otherwise, shall Krishgen Biosystems Private Limited be liable for incidental, special, or consequential damages.

This Limited Warranty states the entire obligation of Krishgen Biosystems Private Limited with respect to the product. If any part of this Limited Warranty is determined to be void or illegal, the remainder shall remain in full force and effect.

Krishgen Biosystems Private Limited. 2025

**THANK YOU FOR USING KRISHGEN PRODUCT!**

KRISHGEN BIOSYSTEMS PRIVATE LIMITED®, GENLISA®, DHARMAPLEX®, GENBULK®, KRISHZYME®, KRISHGEN®, KRIBIOLISA®, KRISHPLEX®, TITANIUM®, QUALICHEK® are registered trademarks of KRISHGEN BIOSYSTEMS PRIVATE LIMITED.

©KRISHGEN BIOSYSTEMS PRIVATE LIMITED. ALL RIGHTS RESERVED.

KRISHGEN BIOSYSTEMS PRIVATE LIMITED | OUR REAGENTS | YOUR RESEARCH |