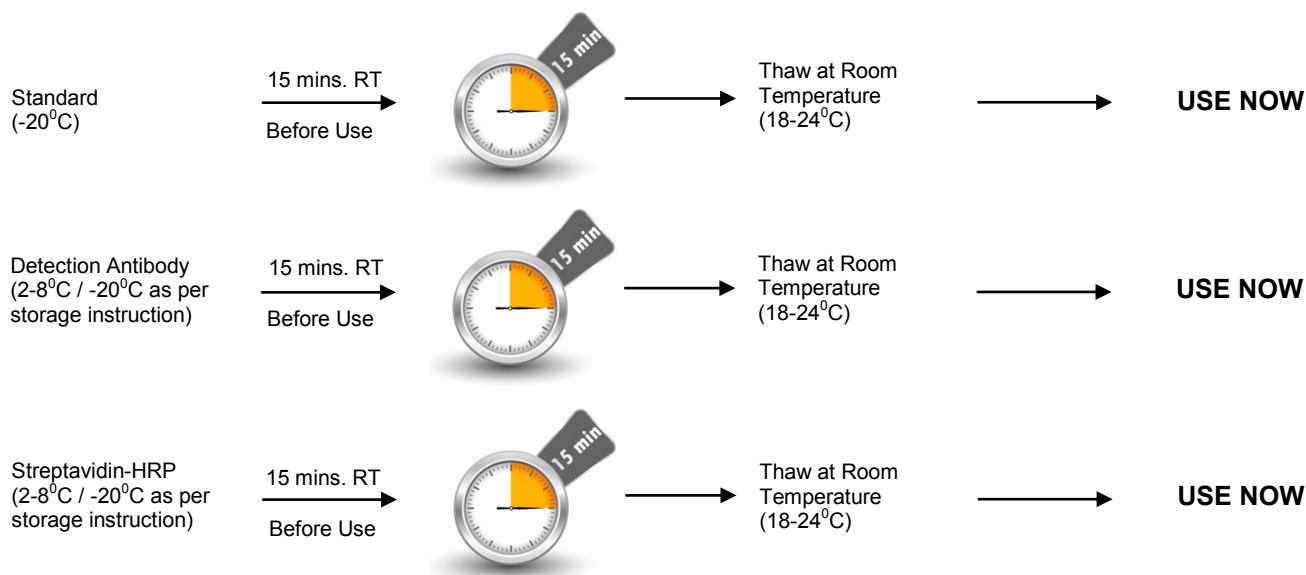


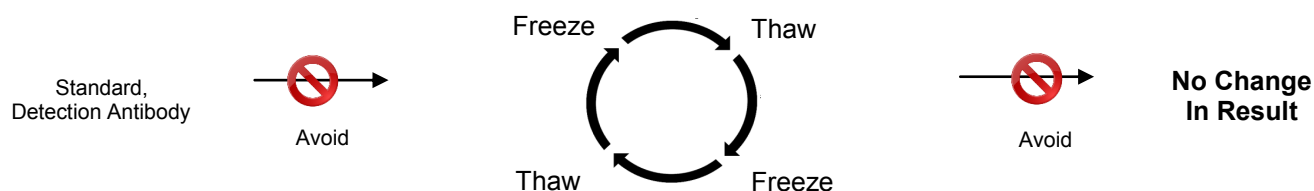
NOTES For GENLISA™ Cytokine ELISA Kits

Please follow these instructions while you are using **KRISHGEN BioSystems Cytokine Kits** to get better results and avoid unwanted errors

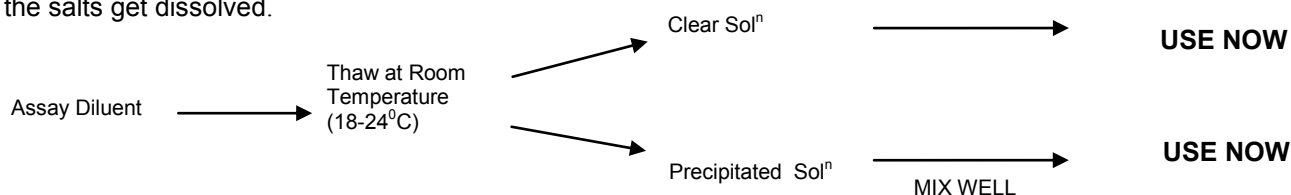
1. Remove the Standard, Detection Antibody and Streptavidin-HRP, 15 minutes before adding into the assay plate.



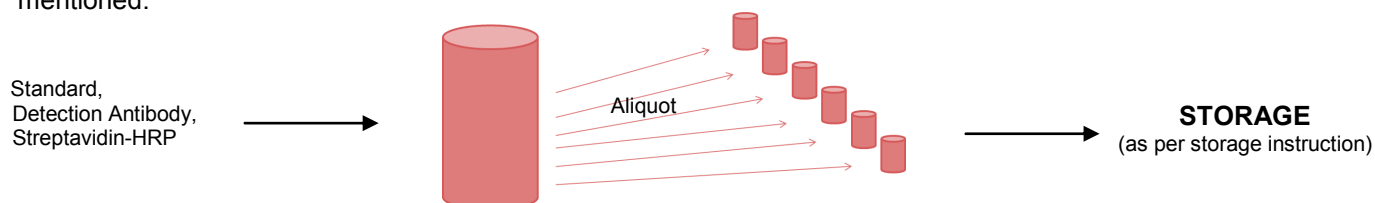
2. Avoid repeated-freeze thaw of the Standards and Detection Antibody as there will be a loss of activity and this can affect the results.



3. The Assay Diluent is concentrated so the salts tend to get precipitated when kept at 4°C. Hence remove the Assay Diluent 30 minutes prior to the start of the experiment, still if you feel the salts have not dissolved mix it till the salts get dissolved.



4. Aliquot the Standards, Detection and Streptavidin-HRP and transfer them to the respected Storage Conditions mentioned.



5. While making serial dilutions of the Standards, kindly dilute it precisely so that the Concentration of the Standards does not change
6. Maintain proper Incubation time as mentioned in the protocol. Increase or decrease in the Incubation time may lead to improper results.
7. Maintain the Room Temperature to 18-24°C during the incubation time as high temperatures can lead to improper results.